



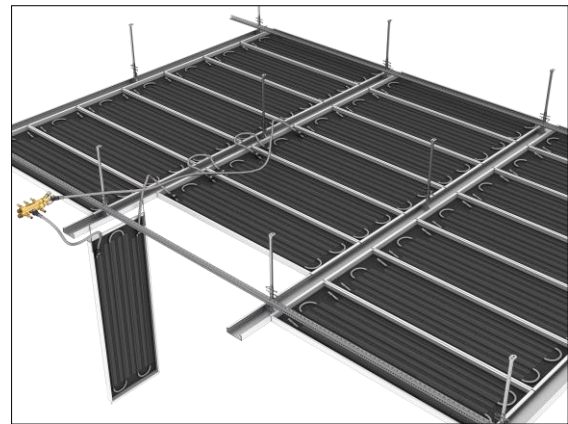
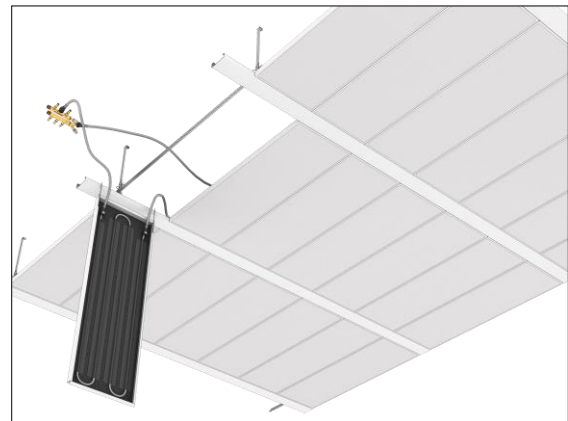
Plafotherm® B 100

Linear Heated and Chilled Post Cap Ceiling

Product description

This cost-effective system with visible linear post caps comfortably heats and cools your room by means of radiation. This chilled ceiling system with low construction height can be adapted to building shapes and combined with thermally passive components. Partitions can be fastened to linear post cap – thus, flexible room layouts are possible. The post cap can also be used for the integration of installations. For maintenance works in the ceiling void, each ceiling panel can be removed or swung down.

- heating/cooling by means of radiation creates a pleasant room climate
- flexibility thanks to the combination of thermally active and passive areas
- visible linear post caps as design elements
- individual room layout thanks to the possibility to fasten partitions to post caps
- post caps can be used for technical installations or luminaires
- space-saving ceiling system with low construction height
- round, curved building shapes can be realised thanks to radially installed post caps and trapezoidal ceiling panels
- easy maintenance option due to ceiling panels that can be individually operated, swung down and slid
- cost-effective chilled ceiling system as economic solution
- hygienic and easy to clean


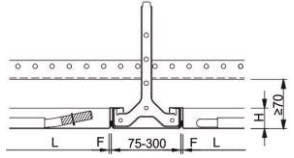

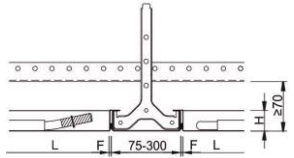

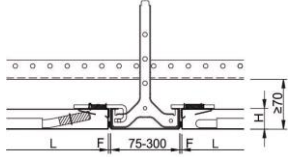


Project solutions

This product data sheet refers to the standard version of the product mentioned above. We would be happy to work with you to find the right solution for your project. Adapted to your building project, you will receive a perfectly matched system. Project-specific constructions and adaptations can be found in the offer documents.



Ceiling elements

Plafotherm® B 100 type 2			 
Lay-In with Hook-On edge			
Length (L)	500 - 3,000 mm		
Width (B)	200 - 1,250 mm		
Height (H)	30, 50 mm		
Joint width (F)	butt joint, 1, 3 or 5 mm		
Plafotherm® B 100 type 3			 
Lay-In with Hook-On notch			
Length (L)	500 - 3,000 mm		
Width (B)	200 - 1,250 mm		
Height (H)	30, 50 mm		
Joint width (F)	3 mm		
Plafotherm® B 100 type 6			 
Lay-In, Swing-Down and slide option on short side			
Length (L)	500 - 2,000 mm	2,001 - 3,000 mm	
Width (B)	200 - 1,250 mm	200 - 850 mm	
Height (H)	30 mm	50 mm	
Joint width (F)	3 mm		

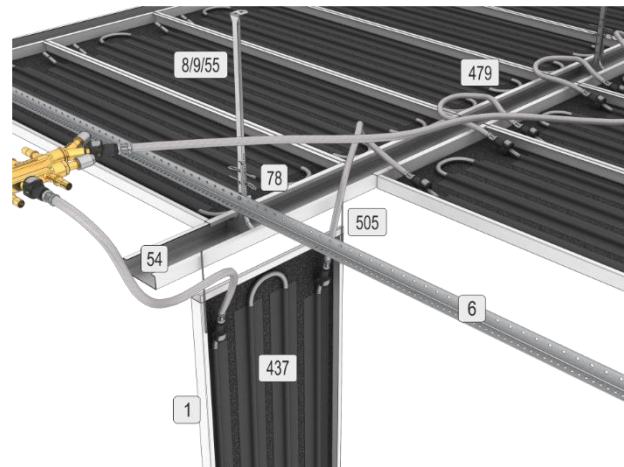
Technical data

Material ceiling panel	galvanised sheet steel
Weight	approx. 14 - 16 kg/m ² (without fixtures/installations)
Serviceability	swing-down and slide option or removable without tools
Wall connection options	L-angle, shadow gap trim, open wall connection



Component list

1	metal ceiling panel
6	L-profile 28
8/9/55	vernier suspension
54	C-post cap profile
78	self-drilling screw hexagon head
437	heating and cooling coil
479	Plafotube® connecting/connection hose
505	fit-up aid



Acoustics

Room acoustics

Rated sound absorption coefficient	DIN EN ISO 11654	α_w	0.45 (L) - 0.80
Sound absorption class	DIN EN ISO 11654		D - B
Noise Reduction Coefficient	ASTM C 423	NRC	0.60 - 0.80

Fire protection

Building material class

Building material class	DIN EN 13501-1	A2 - s1, d0
Building material class	ASTM E 84	Class A

Fire stability

Fire stability	NBN 713.020	45 minutes
----------------	-------------	------------

Durability

Exposure class	DIN EN 13964	A
----------------	--------------	---

HVAC

Heating and cooling

Heating and cooling technology	Plafotherm® V2A	Plafotherm® Cu	Plafotherm® Cu Acoustic
Nominal cooling capacity (10 K) according to EN 14240 in relation to the active area	109 W/m ²	112 W/m ²	102 W/m ²
Nominal heating capacity (15 K) according to EN 14037:2003 in relation to the active area	123 W/m ²	126 W/m ²	118 W/m ²



Sustainability

Product self-declaration	Self-declaration according to ISO 14021
Environmental product declaration	EPD according to EN 15804 / ISO 14025
Circular Economy	Cradle to Cradle Certified® Silver
French VOC Regulation	Emission class A+

Surfaces

Powder coatings	<u>COLOURline – Powder coating</u> <u>MOODline – Powder coating, deep matt</u> <u>ARTline – Decorative powder coating</u> <u>GRAPHICline – Digital print</u>
Perforations	<u>BASICline – Standard perforations</u> <u>REGULARline – Further perforations</u>

Certification

CE marking	The ceiling system is a harmonised construction product acc. to regulation (EU) No. 305/2011 (Construction Products Regulation) and EN 13964: Suspended ceilings – Requirements and test methods.
TAIM e. V.	The ceiling system fulfils the requirements of the "Technical Manual Metal Ceilings" (TMMC) of TAIM e. V. (Association of Industrial Metal Ceiling Manufacturers).

Additional equipment

Acoustic inlays	<u>Acustica - Acoustic fabric inlay</u> <u>Insula - Mineral wool inlay in acoustic foil</u>
Ventilation components	<u>AirBox S - Supply air elements</u> <u>AirBox E - Exhaust air elements</u> <u>AirBeam Basic - Standard Heated/Chilled beam</u> <u>AirBeam Discreet - Discreet Heated/Chilled beam</u> <u>AirBeam Invisible - Invisible Chilled beam</u>
Hydraulic components	<u>PlafoTube® MQC - Connecting/Connection hose with MultiQuickConnect</u> <u>Fittings - Distribution system</u>
Luminaires	Lindner luminaires and luminaires from other manufacturers possible <u>IS 17 - Integrated Luminaire for general areas</u> <u>IS 22 - Integrated Luminaire for monitor work stations</u> <u>IS 450 - Integrated Luminaire for Office and General areas</u> <u>LK 73 - Light channel</u> <u>QZI - Integrated luminaire with cell louvres</u> <u>BREL 100 - Post cap square light</u> <u>LK 100 - System luminaire</u> <u>DPL - Integrated luminaire for post cap ceilings</u>
Longitudinal sound reduction	System with tested longitudinal sound reduction is available: <u>Plafotherm® B 100 SD</u>



Applications



© Diego de Pol



© B+E Fotografie



© Contantin Meyer, Köln