



Plafotherm® DS 315

Heated and Chilled Canopy Ceiling without frame

The frameless metal canopy ceiling can freely be arranged in your rooms and offers individual design options. Thanks to the open construction, it can easily be installed and impresses with high heating/cooling capacities and sound absorption. This canopy ceiling combines pleasant room climate with impressive acoustics. The ceiling panels can be removed without the need for any tools. With this economic canopy, you can flexibly combine thermally active and passive areas. The exposed concrete between the canopy ceilings can be used for installations.

- heating/cooling by means of radiation and convection creates a pleasant room climate
- flexibility thanks to the combination of thermally active and passive areas
- high heating/cooling capacity and sound absorption due to the open construction
- design freedom thanks to an individual arrangement of canopies and an exposed concrete
- slim, filigree look without circumferential frame
- easy maintenance option due to ceiling panels that can be individually operated without tools
- independent installation of luminaires and fixtures possible between canopy ceilings
- easy and quick installation
- cost-effective canopy ceiling as economic solution
- hygienic and easy to clean




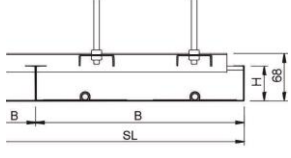

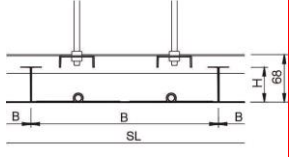

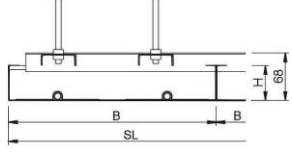
Project solutions

This product data sheet refers to the standard version of the product mentioned above.

We would be happy to work with you to find the right solution for your project. Adapted to your building project, you will receive a perfectly matched system. Project-specific constructions and adaptations can be found in the offer documents.



Ceiling elements

Plafotherm® DS 315 type 1		 
Start panel		
Length (L)	700 - 2,000 mm	
Width (B)	600 - 800 mm	
Height (H)	50 mm	
Canopy length (SL)	depending on requirements	
Canopy width (SB)	700 - 2,000 mm	
Plafotherm® DS 315 type 2		 
Central panel		
Length (L)	700 - 2,000 mm	
Width (B)	600 - 800 mm	
Height (H)	50 mm	
Canopy length (SL)	depending on requirements	
Canopy width (SB)	700 - 2,000 mm	
Plafotherm® DS 315 type 3		 
End panel		
Length (L)	700 - 2,000 mm	
Width (B)	600 - 800 mm	
Height (H)	50 mm	
Canopy length (SL)	depending on requirements	
Canopy width (SB)	700 - 2,000 mm	

Technical data

Material	galvanised sheet steel (ceiling element)
Weight	approx. 12 - 15 kg/m ² (without fixtures/installations)
Serviceability	removable without tools



Component list

1	ceiling panel
10/15/65	threaded rod suspension
14/65	screwing
437	heating and cooling coil
479	PlafoTube® connecting/connection hose
1144	U-profile 16/315
1145	Z-hook-on profile 27



Acoustics

Room acoustics

Equivalent sound absorption area per canopy	DIN EN ISO 354		
Rated sound absorption coefficient	DIN EN ISO 11654	α_w	0.55 - 1.00
Sound absorption class	DIN EN ISO 11654		D - A
Noise Reduction Coefficient	ASTM C 423	NRC	0.55 - 1.00
Notice	The evaluation of α_w and NRC can only be carried out in dependence and therefore is only an orientation value.		

Fire protection

Building material class

Building material class	DIN EN 13501-1	A2 - s1, d0
Building material class	ASTM E 84	Class A

Durability

Exposure class	DIN EN 13964	A
----------------	--------------	---

HVAC

Heating and cooling

Heating and cooling technology	Plafotherm® V2A	Plafotherm® Cu
Nominal cooling capacity (10 K) according to EN 14240 in relation to the active area	135 W/m ²	139 W/m ²
Nominal heating capacity (15 K) according to EN 14037:2003 in relation to the active area	163 W/m ²	167 W/m ²



Sustainability

Product self-declaration	Self-declaration according to ISO 14021
Environmental product declaration	EPD according to EN 15804 / ISO 14025
Circular Economy	Cradle to Cradle possible
French VOC Regulation	Emission class A+

Certification

CE marking	The ceiling system is a harmonised construction product acc. to regulation (EU) No.305/2011 (Construction Products Regulation) and EN 13964: Suspended ceilings – Requirements and test methods.
TAIM e. V.	The ceiling system fulfils the requirements of the "Technical Manual Metal Ceilings" (TMMC) of TAIM e. V. (Association of Industrial Metal Ceiling Manufacturers).

Surfaces

Powder coatings	<u>COLOURline – Powder coating</u> <u>MOODline – Powder coating, deep matt</u> <u>ARTline – Decorative powder coating</u> <u>GRAPHICline – Digital print</u>
Perforations	<u>BASICline – Standard perforations</u> <u>REGULARline – Further perforations</u>

Additional equipment

Acoustic inlays	<u>Acustica – Acoustic fabric inlay</u> <u>Insula – Mineral wool inlay in acoustic foil</u>
Hydraulic components	<u>Plafotube® MQC – Connecting/Connection hose with MultiQuickConnect</u> <u>Fittings – Distribution system</u>
Luminaires	Lindner luminaires and luminaires from other manufacturers possible <u>IS 22 – Integrated Luminaire for monitor work stations</u> <u>QZI – Integrated luminaire with cell louvres</u>



Applications



© PhotoEnricoCano